

Our Customer Care team is ready to help you get started on your patch design! Here are a few details to help you get started today!

EMBROIDERY PERCENTAGE

The embroidery percentage is the amount of thread used in your patch design. Your designer will help you determine what is best for your project.



1-50% Coverage



51-75% Coverage




76-100% Coverage

BACKING OPTIONS

The backing option should be determined by what kind of application works best for your project. Iron on is the most popular choice.



Standard / Sewn On



Iron On



Paper



Plastic



Adhesive



Velcro

BASE FABRIC

The base fabric is what your embroidered thread will be sewn on. Twill is the most common for projects. 3M Reflective Mylar is also available upon request.



Polyester Blend Twill

**Default*




Felt



Velvet


EDGES

The edge is how your design is cut to shape and how it keeps the thread from being loose. Your designer will help you determine the best edge option for your project.



Merrow Edge

Edges sealed with an over lock stitch. Standard shapes only.




Heat Cut Edge

Cut with a laser or hot knife to seal loose threads and cut to shape. Works with any shape.

UPGRADES


Looking for a fun way to make your patch stand out? Take a look at our upgrade options. Ask your customer service agent for more information and pricing.



3D - Foam




3D - Stacked



Button Loop



Glow in the Dark



Metallic Colors



Neon Colors

Have more questions or looking for other patch options? Please don't hesitate to ask!



You can always contact our helpful Customer Care team Monday - Friday from 8am - 6pm CST by calling 877-312-9794 or emailing customer care@metalpromo.com.